

System Protection



JARD System Protection

JARD Filter Drier Family

JARD filter driers are designed and manufactured to ensure effective system protection at an affordable price. JARD driers are available as standard liquid line driers, bi-flow liquid line driers for heat pumps, and suction line driers.

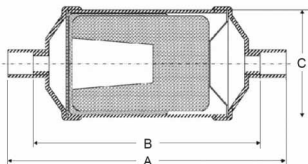
Features:

- Solid core design
- Mixture of activated alumina and molecular sieve ensure adequate moisture and acid removal capacity
- 20 micron filter
- Solid copper ODF connectors
- Approved refrigerants include R-134a, R-12, R-22, R-140a, R-407C, R-404a, R-507, R-502, R-410A, R-1234yf, R-290, R-448A, R-417A, R-422A
- Durable powder coated paint exceeds 500 hour salt spray testing
- UL Listed



JARD Liquid Line Filter Driers

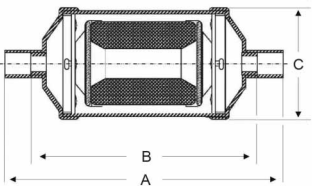
The JARD JLD family of Filter Driers are designed for use in the liquid line of standard refrigeration and air conditioning systems.



MARS No.	Type	Connection (in.)	Flow Capacity (Tons)			Core Size (cu in.)	Dimensions (in)			MWP (psig)
			R-22	R-407C	R-410A		A	B	C	
28120	JLD083	3/8 SAE	6.0	6.0	6.0	8	6.22	3.98	2.13	680
28121	JLD083S	3/8 ODF	6.0	6.0	6.0	8	5.45	3.98	2.13	680
28122	JLD084S	1/2 ODF	8.0	8.0	8.0	8	5.51	3.98	2.13	680
28123	JLD163	3/8 SAE	6.5	6.5	6.5	16	6.85	4.8	3.00	680
28124	JLD163S	3/8 ODF	6.5	6.5	6.5	16	6.24	4.8	3.00	680
28125	JLD164	1/2 SAE	9.0	9.0	9.0	16	7.00	4.8	3.00	680
28126	JLD164S	1/2 ODF	9.0	9.0	9.0	16	6.30	4.8	3.00	680
28127	JLD165S	5/8 ODF	13.5	13.5	13.5	16	6.56	4.8	3.00	680

JARD Bi-flow Filter Driers

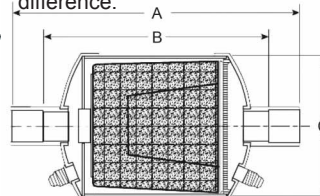
JARD JBF filter driers feature an integrated check valve to permit flow in both directions. They are intended for use in reversible heat pump applications.



MARS No.	Type	Connection (in.)	Flow Capacity (Tons)			Core Size (cu in.)	Dimensions (in)			MWP (psig)
			R-22	R-407C	R-410A		A	B	C	
28140	JBF083S	3/8 ODF	5.1	5.0	5.1	8	5.31	4.29	2.50	680
28141	JBF163S	3/8 ODF	5.2	5.1	5.2	16	6.13	4.67	3.00	680
28142	JBF164S	1/2 ODF	8.1	7.9	8.1	16	6.13	4.74	3.00	680

JARD Suction Line Filter Driers

JARD JSD filter driers are designed to be installed in the suction line after a burnout. They feature a wide diameter design to minimize pressure drop and dual access ports to easily gauge pressure difference.



MARS No.	Type	Connection (in.)	Flow Capacity (Tons)			Core Size (cu in.)	Dimensions (in)			MWP (psig)
			R-22	R-407C	R-410A		A	B	C	
28160	JSD13-5S	5/8 ODF	5.0	4.9	6.2	13	5.20	3.45	4.00	680
28161	JSD13-6S	3/4 ODF	7.0	6.8	8.7	13	5.28	3.45	4.00	680
28162	JSD13-7S	7/8 ODF	7.0	6.8	8.7	13	5.51	3.47	4.00	680
28164	JSD27-7S	7/8 ODF	10.0	9.7	12.0	27	7.32	5.47	4.00	680

JARD Sight Glasses

Features:

- Brass body provides corrosion resistance and superb view of refrigerant
- Maximum working pressure 870 psig
- Yellow = Wet, Green = Dry
- Solid copper connections
- UL Recognized

MARS No.	Connection (in.)	Type	Length (in.)
65650	3/8"	JSG-3SS ODF	4.63

